

1st International Conference on Computing and Applied Informatics

Faculty of Computer Science and Information Technology

University of Sumatera Utara
Medan, Indonesia

December 14 - 15, 2016



Scopus[®] IOP THOMSON REUTERS Compendex IET SPIRES INIS

NASA Astrophysics Data System | VINITI Abstract Journal

Chemical Abstracts Service | Inspec

Contents

Introduction from the Chair	i
Conference Information	1
Committee	2
Venue Map	4
Floor Plan	5
Keynote Speaker	6
Program Schedule	8
Parallel Session Schedule	10
Room 1	
Track : Artificial Intelligence, Natural Language Processing	10
Room 2	
Track : Augmented Reality, Computer Graphics, Image Vision, Embedded System	12
Room 3	
Track : Big Data, Data Mining, Machine Learning	14
Room 4	
Track : Information Security, Networking, Socio Informatics, Bioinformatics, Software Engineering	16
Room 5	
Track : Smart City, E-Commerce, E-Health, E-Government, GIS, HCI	18
Room 6	
General Paper	20
Abstracts of Paper	22
Artificial Intelligence	22
Adaptive Back-stepping with Particle Swarm Optimization for Nonlinear System (<i>Sahazati Md Rozali and Amar Faiz Zainal Abidin</i>)	22
Detection of Hypertension Retinopathy Using Deep Learning and Boltzmann Machines (<i>B K Triwijoyo and Y D Pradipto</i>)	22
Designing Knowledge of the PPC with Semantic Network (<i>Ari Fajar Santoso, Iping Supriana and Kridanto Surendro</i>)	23

Table Extraction from Web Pages Using Conditional Random Fields to Extract Toponym Related Data (<i>Hayyu' Luthfi Hanifah and Saiful Akbar</i>)	23
Fuzzy Linear Programming for Production (<i>Ikhsan Siregar, Hendra Suantio, Yusuf Hanifah, Muhammad Anggia Muchtar and Tigor Hamonangan Nasution</i>)	24
Lost Person Detector with Conditional Random Field (<i>Riady Sastra Kusuma and Gusti Ayu Putri Saptawati</i>)	24
Distributed Multi Robot Simultaneous Localization and Mapping with Consensus Particle Filtering (<i>Fadhil Hidayat, Bambang Riyanto T., and Hilwadi Hinderah</i>)	25
FWFA Optimization based Decision Support System for Road Traffic Engineering (<i>Ditdit Nugeraha Utama, Fauzan Affan Zaki, Intan Juliani Munjeri and Nidya Utami Putri</i>)	25
Comparison of Exponential Smoothing Methods in Forecasting Palm Oil Real Production (<i>B Siregar, I. A. Butar-Butar, R. F. Rahmat and F Fahmi</i>)	25
D&T: An Euclidean Distance Optimization based Intelligent Donation System Model for Solving the Communitys Problem (<i>Ditdit Nugeraha Utama, Fitroh, Nuryasin, Eri Rustamaji, Nurbojatmiko and Ibnu Qoyim</i>)	26
Studies on behaviour of information to extract the meaning behind the behaviour (<i>Mahyuddin K M Nasution, Rahmad Syah, and Marischa Elweny</i>)	26
Augmented Reality	27
E-Learning Application of Tarsier with Virtual Reality using Android Platform (<i>H N Oroh, R Munir and D Paseru</i>)	27
Augmented Reality Implementation in Watch Catalog as E-Marketing Based On Mobile Application (<i>Dennise Adrianto, Ferdinand Ariandy Luwinda and Violitta Yesmaya</i>)	27
Virtual Application of Darul Arif Palace from Serdang Sultanate using Virtual Reality (<i>M F Syahputra, T Annisa, R F Rahmat and M A Muchtar</i>)	28
Reconstruction of Tanjungpura Royal Palace Complex and Its Application in Virtual Tour (<i>M F Syahputra, M A Muchtar and R F Rahmat</i>)	28
Big Data	29
A Framework for Sentiment Analysis Implementation of Indonesian Language Tweet on Twitter (<i>Asniar and Bayu Rima Aditya</i>)	29
Large-Scale Graph Processing Analysis using Supercomputer Cluster (<i>Alfrido Vildario, Fitriyani and Galih Nugraha Nurkahfi</i>)	29
Bioinformatics	30
Bioinformatics Analysis of the Oxidosqualene Cyclase Gene and the Amino Acid Sequence in Mangrove Plants (<i>M Basyuni and R Wati</i>)	30
Bioinformatics approach of salt tolerance gene in mangrove plant <i>Rhizophora stylosa</i> (<i>M Basyuni</i>)	30
Bioinformatics Study of the Mangrove Actin Genes (<i>M Basyuni, M Wasilah and Sumardi</i>)	31
Computer Graphics	32
Russian Character Recognition using Self-Organizing Map (<i>Dani Gunawan, Dedy Arisandi, Romi Fadillah Rahmat and Fajar Matius Ginting</i>)	32
Data Mining	33

Data Mining for Early Detection of Cervical Cancer Using CART (Classification and Regression Tree) (<i>Putri Febri Yanti, Shaufiah and Siti Saa'dah</i>)	33
Set of Frequent Word Item as Text Features of Indonesian Slang (<i>Dian Saadillah Maylawati and G. A. Putri Saptawati</i>)	33
Comparison between BIDE, PrefixSpan, and TRuleGrowth for Mining of Indonesian Text (<i>Dian Saadillah Maylawati and Wildan Budiawan Zulfikar</i>)	34
Trajectory Pattern Mining Using Sequential Pattern Mining and K-Means for Predicting Future Location (<i>Gifari Kautsar and Saiful Akbar</i>)	34
Keyword and Event Extraction for Thematic Map Retrieval from Indonesian Online News Site (<i>A Dewandaru, I Supriana and S Akbar</i>)	34
Waypoints Optimal on Flight with Segmentation Approach for Anomaly Detection of Flight Routes Based On Ads-B (<i>M Yazdi, J Lianto and R V H Ginardi</i>)	35
Detecting Spam Comments on Indonesia's Instagram Posts (<i>Ali Akbar Septiandri and Okiriza Wibisono</i>)	35
Analysis of Human Mobility Based on Cellular Data (<i>Fitra Arifiansyah and G A Putri Saptawati</i>)	36
Rhetorical Sentence Categorization for Scientific Paper Using Word2Vec Semantic Representation (<i>Ghoziyah Haitan Rachman, Masayu Leylia Khodra, and Dwi Hendratmo Widyantoro</i>)	36
An Automatic Labeling of K-means Clusters based on Chi-Square Value: Case Study on Disparity Status of Health Human Resources (<i>Retno Kusumaningrum and Farikhin</i>)	37
Corruption Cases Mapping Based on Indonesias Corruption Perception Index (<i>Noerlina, LA Wulandhari, Sasmoko, AM Muqsith, and M Alamsyah</i>)	37
Studies on behaviour of information to extract the meaning behind the behaviour (<i>Mahyuddin K M Nasution, Melvani Hardi, and Rahmat Syah</i>)	37
E-Commerce	38
Online Trust Building Through Third Party Trust Transfer And Third Party Protection (<i>Wanda Wandoko, Bahtiar Saleh Abbas, Dyah Budiastuti and Raymond Kosala</i>)	38
The Role of Social Media User Experience as a Mediator for Understanding Social Media User Behavior in Indonesias Museum Industry: Literature Review (<i>Arta M. Sundjaja, Ford LumanGaol, Tinia Budiarti, Bahtiar S. Abbas and Sri Bramantyo Abdinagoro</i>)	38
E-Government	39
The impact of e-Procurement practice in Indonesia government: A Preliminary Study (The case of Electronic Procurement Service at Bekasi District) () .	39
Knowledge Management in e-Government: A Review (<i>Pudy Prima</i>)	39
Challenges in developing e-Government for Good Governance in North Sumatra (<i>Asima Y.Siahaan</i>)	40
Weighted Components of e-Government Enterprise Architecture (<i>E K Budiardjo, G Firmansyah, and Z A Hasibuan</i>)	40
E-Health	41
Scheduling Diet for Diabetes Mellitus Patients using Genetic Algorithm (<i>M F Syahputra, V Felicia, R F Rahmat and R Budiarto</i>)	41

Design of Knowledge Management System for Diabetic Complication Diseases (<i>Cut Fiarni</i>)	41
Risk Assessment and Referral System Application Implementation Solutions for Maternal and Neonatal North Sumatra Province in Utilizing the Analytical Hierarchy Process (<i>Destanul Aulia, Taufiq Hamzah Sitompul, and Suharjito</i>)	42
ICT Implementation Model on EMAS Program North Sumatera (<i>Sri Fajar Ayu, Taufiq Hamzah Sitompul, Destanul Aulia, and Laura Ance Sinaga</i>)	42
Embedded System	43
Designing and Characterizing Periodic Image Monitoring Device for Remote Surveillance Purpose (<i>Rahmad Fauzi, Suherman, and Robby Maulana</i>)	43
General Paper	44
Assessing Leading ERP-SAP Implementation in Leading Firms in Indonesia (<i>B Syai-ful and W Gunawan</i>)	44
Transient natural convection and conduction heat transfers on hot box of a coke drum in Pre-heating stage (<i>Andrey Stephan Siahaan, Himsar Ambarita, Hideki Kawai, and Masashi Daimaruya</i>)	44
The Use of Absorptive Capacity in Improving the New Product Development (NPD) (<i>W Gunawan, P Gerardus, B Jap Tji, and K Richard</i>)	45
Who Recognized Fake Image Better: A Comparison Study between Human and Computer (<i>R Bahana, A Nurhudatiana, M Hidajat, and T A Budiono</i>)	45
Pseudo Order Kinetics Model to Predict the Adsorption Interaction of Corn-Stalk Adsorbent Surface with Metal Ion Adsorbate Cu (II) and Fe (II) (<i>B Haryanto, W B Singh, E S Barus, A Ridho, and M R Rawa</i>)	46
Image Denoising in Copper Inscription Using Nonlinear Filtering and Adaptive Thresholding (<i>Amalia Chairy, Yoyon K Suprpto, and Eko Mulyanto Yuniarno</i>)	46
Computational Analysis of Suspended Particles in the Irrigation Channel (<i>Tulus, Suriati, and M Situmorang</i>)	47
Prototype Design for Digital Game-Based Learning in Prisoners Dilemma for International Relations Students of Bina Nusantara University (<i>Sharon, Yohanes Chandra, Luh Nyoman Ratih Wagiswari Kabinawa, and Jurike V. Moniaga</i>)	47
Performance of parallel computation using CUDA for solving the one-dimensional elasticity equations (<i>J. B. Budi Darmawan, and Sudi Mungkasi</i>)	48
Numerical Analysis of Tidal Flow in Belawan River Estuary (<i>R I Siregar</i>)	48
Insurance Contract Analysis for Company Decision Support in Acquisition Management (<i>H P Chernovita, D Manongga, and A Iriani</i>)	48
Probability Model for Designing Environment Condition (<i>Iswar Lubis, and Mahyuddin K M Nasution</i>)	49
E-Learning Personalization Using Triple-Factor Approach in Standard-Based Education (<i>Kusuma Ayu Laksitowening, Harry Budi Santoso, and Zainal Arifin Hasibuan</i>)	49
Corruption Early Prevention: Decision Support System for President of the Republic of Indonesia (<i>Sasmoko, S A Widhoyoko, S Ariyanto, Y Indrianti, Noerlina, A M Muqsith, and M Alamsyah</i>)	50

Utilization starch of jackfruit seed (<i>Artocarpus heterophyllus</i>) as raw material for bioplastics manufacturing using sorbitol as plasticizer and chitosan as filler (<i>Maulida Lubis, Mara Bangun Harahap, Anita Manullang, Alfarodo, Muhammad Hendra S Ginting, and Mora Sartika</i>)	50
An ICT Adoption Framework for Education: A Case Study in Public Secondary School of Indonesia (<i>S Nurjanah, H B Santoso, and Z A Hasibuan</i>)	51
Accreditation University Using Data Warehouse (<i>Anita Sindar Sinaga and Abba Suganda Girsang</i>)	52
File Type Identification of File Fragments using Longest Common Subsequence (LCS) (<i>R F Rahmat, F Nicholas, S Purnamawati, and O S Sitompul</i>) . . .	52
A framework to apply ICT for bequeathing the cultural heritage to next generation (<i>Rahmad Syah, T Erry Nuradi and Mahyuddin K M Nasution</i>)	52
Geographic Information System	53
A Conceptual Data Model for Flood Based on Cellular Automata Using Moving Object Data Model (<i>Riva Syafri Rachmatullah and Fazat Nur Azizah</i>) . . .	53
Understanding social context on TB cases (<i>Y Ariyanto and D M Wati</i>)	53
Human Computer Interaction	55
Ubiquitous learning model using interactive internet messenger group (IIMG) to improve engagement and behavior for smart campus (<i>Khothibul Umam, S N Supeno Mardi, and Mochamad Hariadi</i>)	55
E-Service Quality Evaluation on E-Government Website: Case Study BPJS Kesehatan Indonesia (<i>Aulia Rasyid and Ika Alfina</i>)	55
A study of the impact of privacy concerns, trust, enjoyment, and The Unified Theory of Acceptance and Use of Technology on instant messaging usage intention (<i>Misbahul Maruf and Ari Kusyanti</i>)	56
Image Vision	57
Improving of batik image classification using rules generation from Fuzzy Neural Network and Backtraking Algorithm (<i>Rangkuti Abdul Haris, Santoso Djunaidi and Fahrie Muhammad</i>)	57
Classification of Acute Myelogenous Leukemia (AML M1 and AML M2) using Momentum Back Propagation from Watershed Distance Transform Segmented Images (<i>Esti Suryani, Wiharto, Sarngadi Palgunadi, and Nurcahya Pradana TP</i>)	57
Recent development of feature extraction and classification multispectral / hyperspectral images: a systematic literature review (<i>A Setiyoko, I G W S Dharma, and T Haryanto</i>)	58
Contiguous Uniform Deviation for Multiple Linear Regression in Pattern Recognition (<i>Dian Andriana, Ary Setijadi Prihatmanto, Egi Muhammad Idris Hidayat, Iping Supriana, and Carmadi Machbub</i>)	58
Implementation Of The LDA Algorithm For Online Validation Based on Face Recognition (<i>Zahir Zainuddin and Aishiyah Saputri Laswi</i>)	59
Traffic Congestion Model: Challenges and Opportunities (<i>M.D. Enjat Munajat, Rinaldi Munir, and Dwi H. Widyantoro</i>)	59
Height Measuring System On Video Using Otsu Method (<i>Cut Lika Mestika Sandy and Rini Meiyanti</i>)	59

Image Classification of Ribbed Smoked Sheet using Learning Vector Quantization (<i>R F Rahmat, A F Pulungan, S Faza, and R Budiarto</i>)	60
Tropical Timber Identification using Backpropagation Neural Network (<i>B Siregar, N Fatihah, L Hakim, and F Fahmi</i>)	60
Information Security	61
Cloud Based Drive Forensic and DDoS Analysis on Seafle as Case Study (<i>Rizal Broer Bahaweres, Nge Beni Santoso, and Anggun Susila Ningsih</i>)	61
Comparison of methods for localizing the source position of deauthentication attacks on WAP 802.11n using Chanalyzer and Wi-Spy 2.4x (<i>Rizal Broer Bahaweres, Stenly Mokoginta and Mudrik Alaydrus</i>)	61
Enhancing HoneyPot Deception Capability Through Network Service Fingerprinting (<i>Rasyid Naif Dahbul, Charles Lim, and James Purnama</i>)	62
Mal-Xtract: Hidden Code Extraction using Memory Analysis (<i>Charles Lim, Yohanes Syailendra Kotualubun, Suryadi, and Kalamullah Ramli</i>)	62
Stegokripto Improvement with Dynamic Flag (<i>Isman Junian and Budi Rahardjo</i>) .	62
Combination of Huffman Coding Compression Algorithm and Least Significant Bit Method For Image Hiding (<i>Dian Rachmawati, Amalia, and Johan Surya</i>) .	63
Machine Learning	64
Analysis and Implementation of Graph Clustering for Digital News Using Star Clus- tering Algorithm (<i>Aufa Bil Ahdi, Kemas Rahmat SW, and Anisa Herdiani</i>)	64
Online News Graph Clustering using Chinese Whispers Algorithm (<i>EP Fitrah, RSW Kemas, and H Anisa</i>)	64
Frequency Analysis of Chaotic Flow in Transition to Turbulence in Taylor-Couette System with Small Aspect Ratio (<i>Tatsuya Fujii, Yoshihiko Oishi, Hideki Kawai, Hiroshige Kikura, Riky Stepanus Situmorang, and Himsar Ambarita</i>)	65
Natural Language Processing	66
Modelling and Simulation of Search Engine (<i>Mahyuddin K M Nasution</i>)	66
Pre-processing Tasks in Indonesian Twitter Messages (<i>Ahmad Fathan Hidayatullah, and Muhammad Rifqi Maarif</i>)	66
Latent Dirichlet Allocation (LDA) for Sentiment Analysis toward Tourism Review in Indonesia (<i>Indiati Restu Putri, and Retno Kusumaningrum</i>)	67
Review assessment support in Open Journal System using TextRank (<i>Sonya Rapinta Manalu and Willy</i>)	67
Question analysis for Indonesian comparative question (<i>Athia Saelan, Ayu Purwari- anti, and Dwi Hendratmo Widyanoro</i>)	68
Comparison of Document Index Graph Using TextRank and HITS Weighting Method in Automatic Text Summarization (<i>Fadhil Hadyan, Shaufiah, and Moch. Arif Bijaksana</i>)	68
Topic Identification and Categorization of Public Information in Community-Based Social Media (<i>RP Kusumawardani and MH Basri</i>)	68
Networking	70
Remote Monitoring of Post-eruption Volcano Environment Based-On Wireless Sen- sor Network (WSN): The Mount Sinabung Case (<i>Soeharwinto, Emerson Sin- ulingga, and Baihaqi Siregar</i>)	70
Smart City	71

Design And Development Of Advanced Fuzzy Logic Controllers In Smart Buildings For Classrooms Campus Buildings In Tropical Binjai (<i>AkimManaor Hara Pardede, Novrienny, Tulus and Erna B Nababan</i>)	71
A Wifi-based Electronic Road Sign for Enhancing the Awareness of Vehicle Driver (<i>Adhitya Bhawiyuga, Sabriansyah R.A., Widhi Yahya and RizkiEkaPutra</i>)	71
Taiwan Smart City Applications: Lessons from the Taipei City Smart Transportation Experiences (<i>M F Panggabean and J Y Lai</i>)	72
Harnessing the hybrid power supply systems of utility grid and photovoltaic panels at retrofit residential single family building in Medan (<i>Artambo Benjamin Pangaribuan, Romi Fadillah Rahmat, Maya Silvi Lidya and Martin Zálesák</i>)	72
Monitoring of Solar Radiation Intensity using Wireless Sensor Network for Plant Growing (<i>B Siregar, F Fadli, LA Harahap and F Fahmi</i>)	73
Socio Informatics	74
Prototype Garsupati as Single Access to Open Educational Resources (<i>Ketut Resika Arthana, Made Putrama, Harry Budi Santoso and Zainal Arifin Hasibuan</i>)	74
Some of Indonesian Cyber Law Problems (<i>Dudu Duswara Machmuddin and Bambang Pratama</i>)	75
Awareness and Attitude Toward It Governance Implementation In Higher Education Institution: A Systematic Review (<i>Uky Yudatama, Anissa Edwita, and Muhammad Mishbah</i>)	75
Legal Prescription on Virtual Property and Its Rights (<i>Bambang Pratama</i>)	76
We are Different but Alike: A Comparative Analysis between Students and Teachers Use of Facebook (<i>Erlin Susandri and Triyani Arita Fitri</i>)	76
Software Engineering	77
Analyzing User Interface From Existing Softwares For Developing User Interface Pattern Using Ontology Models (<i>Elviawaty MuisaZamzami and Dian Rachmawati</i>)	77
Design Support System for Open Distance Learning Student Teamwork (<i>A Putranto and YD Pradipto</i>)	77
”TripBuddy” Travel Planner with Recommendation using K-Means Clustering (<i>Merlinda Sumardi, Jufery, Frenky and Rini Wongso</i>)	77
KINECTATION (Kinect for Presentation): Control Presentation with Interactive Board and Record Presentation with Live Capture Tools (<i>Rhio Sutoyo, Herriyandi, Tri Fennia Lesmana and Edy Susanto</i>)	78
Development a software for estimating clear sky solar radiation in Medan city of Indonesia (<i>H Ambarita</i>)	78

Conference Information

Dates : December 14 - December 15, 2016
Organizer : Faculty of Computer Science and Information Technology
University of Sumatera Utara
Venue : Hotel Grandhika Setiabudi Medan
Jalan Dr. Mansyur no. 169
Medan, Sumatera Utara
Indonesia
Phone : +62-61-42081234
Fax : +62-61-42081234
Email : reservation@grandhika-hotel.com
Website : www.grandhika-hotel.com
Official Language : English
Secretariat : Faculty of Computer Science and Information Technology
University of Sumatera Utara
Jalan Universitas No. 9A, Kampus USU
Medan, 20155
Sumatera Utara, Indonesia
Email : iccai@usu.ac.id
Conference Website : <http://iccai.usu.ac.id>

Committee

Honorary Chair

Prof. Dr. Runtung Sitepu, S.H., M.Hum. (Rector University of Sumatera Utara, Indonesia)

International Board

Prof. Hiromi Homma (Toyohashi University of Technology, Japan)

Prof. Dr. Masashi Daimaruya (Muroran Institute of Technology, Japan)

Prof. Dr. Rahmat Budiarto (Al Baha University, Saudi Arabia)

Muhammad Fermi Pasha, B.Comp.Sc., M.Sc., Ph.D (Monash University Malaysia, Malaysia)

Steering Committees

Prof. Dr. Hideki Kawai (Muroran Institute of Technology, Japan)

Prof. Zainal A. Hasibuan, Ir., MLS, PhD (University of Indonesia, Indonesia)

Prof. Dr. Opim Salim Sitompul (University of Sumatera Utara, Indonesia)

Drs. Mahyuddin K. M. Nasution, M.IT, PhD (University of Sumatera Utara, Indonesia)

Prof. Dr. Herman Mawengkang (University of Sumatera Utara, Indonesia)

Prof. Dr. Saib Suwilo (University of Sumatera Utara, Indonesia)

Dr. Ir. Rinaldi Munir, MT (Bandung Institute of Technology, Indonesia)

Prof. Dr. rer.nat. Dedi Rosadi, M.Sc. (University of Gadjah Mada, Indonesia)

Benny B. Nasution, Ph.D (Politeknik Negeri Medan, Indonesia)

Dr. Fitri Arnia, M.Eng.Sc (Syiah Kuala University, Indonesia)

Chair

Dr. Eng. Himsar Ambarita (University of Sumatera Utara, Indonesia)

Co. Chair

Romi Fadilah Rahmat, B.Comp.Sc., M.Sc. (University of Sumatera Utara, Indonesia)

Suherman, Ph.D (University of Sumatera Utara, Indonesia)

Executive Members

Dr. Erna Budhiarti Nababan, M.IT (University of Sumatera Utara, Indonesia)

Emerson Sinulingga, Ph.D (University of Sumatera Utara, Indonesia)

Dr. Fahmi F. (University of Sumatera Utara, Indonesia)

Mohammad Fadly Syahputra, M.Sc (University of Sumatera Utara, Indonesia)

Muhammad Anggia Muchtar, ST, MMIT (University of Sumatera Utara, Indonesia)

Dani Gunawan, S.T, M.T (University of Sumatera Utara, Indonesia)

Taufiq Bin Nur, S.T., M.Eng (University of Sumatera Utara, Indonesia)

Local Members

Prof. Dr. Muhammad Zarlis (University of Sumatera Utara, Indonesia)
Dr. Poltak Sihombing, M.Kom. (University of Sumatera Utara, Indonesia)
Dr. Syahril Effendi, M.IT (University of Sumatera Utara, Indonesia)
Dr. Sawaluddin, M.IT (University of Sumatera Utara, Indonesia)
Dr. Elviawaty Muisa Zamzami, S.T., M.T., M.M. (University of Sumatera Utara, Indonesia)
Dr. Maya Silvi Lydia, M.Sc. (University of Sumatera Utara, Indonesia)
Amalia, S.T., M.T. (University of Sumatera Utara, Indonesia)
Ainul Hizriadi, S. Kom, M. Sc (University of Sumatera Utara, Indonesia)
Indra Aulia, S.TI., M.Kom (University of Sumatera Utara, Indonesia)
Dedy Arisandi, S. T, M. Kom (University of Sumatera Utara, Indonesia)
Dian Rachmawati, S.Si., M.Kom. (University of Sumatera Utara, Indonesia)
Baihaqi. S.T., M.T. (University of Sumatera Utara, Indonesia)
Ivan Jaya, S.Si, M.Kom (University of Sumatera Utara, Indonesia)
Jos Timanta Tarigan, S.Kom, M.Sc. (University of Sumatera Utara, Indonesia)
Sarah Purnamawati, S.T, M.Sc (University of Sumatera Utara, Indonesia)
Mohammad Andri Budiman, S. T, M.Comp.Sc., M.E.M (University of Sumatera Utara, Indonesia)
Ulfi Andayani, S.Kom, M. Kom. (University of Sumatera Utara, Indonesia)
Sri Melvani Hardi, S. Kom, M. Kom. (University of Sumatera Utara, Indonesia)
Amer Sharif, S.Si., M.Kom. (University of Sumatera Utara, Indonesia)
Seniman, S.Kom., M.Kom. (University of Sumatera Utara, Indonesia)

Parallel Session Schedule

Room 1

Track : Artificial Intelligence, Natural Language Processing

Parallel Session 1				
Moderator: Dani Gunawan, S.T., M.T				
No	Time	ID	Title	Presenter
1	13.00 - 13.10	264	Adaptive Back-stepping with Particle Swarm Optimization for Nonlinear System	Sahazati Md Rozali
2	13.10 - 13.20	539	Detection of Hypertension Retinopathy Using Deep Learning and Boltzmann Machines	B K Triwijoyo
3	13.20 - 13.30	548	Designing Knowledge of The PPC with Semantic Network	Ari Fajar Santoso
4	13.30 - 13.40	549	Table Extraction from Web Pages Using Conditional Random Fields to Extract Toponym Related Data	Hayyu Luthfi Hanifah
5	13.40 - 13.50	558	Fuzzy Linear Programming for Production	Ikhsan Siregar
6	13.50 - 14.00	334	Design of Knowledge Management System for Diabetic Complication Diseases	Cut Fiarni
7	14.00 - 14.10	710	Lost Person Detector with Conditional Random Field	Riady Sastra Kusuma
8	14.10 - 14.20	791	Distributed Multi Robot Simultaneous Localization and Mapping with Consensus Particle Filtering	Fadhil Hidayat
9	14.20 - 14.30	810	FWFA Optimization based Decision Support System for Road Traffic Engineering	Ditdit Nugeraha Utama
10	14.30 - 14.40	887	Comparison of Exponential Smoothing Methods in Forecasting Palm Oil Real Production	B Siregar
14.40 - 15.20		Coffee Break		

Parallel Session 2				
Moderator: Indra Aulia, S.TI., M.Kom.				
No	Time	ID	Title	Presenter
11	15.20 - 15.30	892	D&T: An Euclidean Distance Optimization based Intelligent Donation System Model for Solving the Communitys Problem	Ditdit Nugeraha Utama
12	15.30 - 15.40	933	Optimization of Backpropagation Algorithm Based on Nguyen-Widrow Adaptive Weight and Adaptive Learning Rate	Ulf Andayani
13	15.40 - 15.50	866	Modelling and Simulation of Search Engine	Mahyuddin K M Nasution
14	15.50 - 16.00	363	Pre-processing Tasks in Indonesian Twitter Messages	Ahmad Fathan Hidayatullah
15	16.00 - 16.10	540	Latent Dirichlet Allocation (LDA) for Sentiment Analysis Toward Tourism Review in Indonesia	Indiati Restu Putri
16	16.10 - 16.20	672	Review assessment support in Open Journal System using TextRank	Sonya Rapinta Manalu
17	16.20 - 16.30	706	Topic Identification and Categorization of Public Information in Community-Based Social Media	RP Kusumawardani
18	16.30 - 16.40	759	Comparison of Document Index Graph Using TextRank and HITS Weighting Method in Automatic Text Summarization	Fadhil Hadyan
19	16.40 - 16.50	947	Studies on behaviour of information to extract the meaning behind the behaviour	Mahyuddin KM Nasution
20	16.50 - 17.00	762	Question analysis for Indonesian comparative question	Athia Saelan

Abstracts of Paper

Artificial Intelligence

Adaptive Back-stepping with Particle Swarm Optimization for Nonlinear System

Sahazati Md Rozali¹ and Amar Faiz Zainal Abidin²

¹Department of Technology of Electrical Engineering, Faculty of Engineering Technology, Universiti Teknikal Malaysia, Melaka; ²Faculty of Electrical Engineering, Universiti Teknologi Mara, Pasir Gudang, Johor, Malaysia

14 Dec
13:00
Room 1

This research presents back-stepping controller design which is integrated with adaptive technique for tracking purpose of nonlinear system with unknown uncertainties. Since the performance of adaptive back-stepping on the chosen system is relying on the control parameters and adaptive law, Particle Swarm Optimization (PSO) technique is combined with the designed controller. Thus, the controller has the ability to tune its parameters automatically in order to achieve a predefined system performance. The performance is evaluated based on the tracking output and the tracking error between reference input and the system output. Then, the efficacy of the adaptive back-stepping controller is verified in a simulation environment by looking at the minimum value of Sum of Squared Error (SSE) attained from the simulation process. The results show that the system's output follow the reference input given with very small tracking error.

Detection of Hypertension Retinopathy Using Deep Learning and Boltzmann Machines

B K Triwijoyo¹ and Y D Pradipto²

¹Doctor of Computer Science, BINUS University Jakarta, Indonesia; ²Psychology Department, Faculty of Humanities, BINUS University Jakarta

14 Dec
13:10
Room 1

High blood pressure can cause a lot of disturbance on the retina of the eye, one of which is hypertensive retinopathy (HR) where systemic changes produced by arterial hypertension is reflected in the blood vessels of the retina. Most heart attacks occur in patients with undiagnosed high blood pressure symptoms. Hypertensive retinopathy is a hallmark of high blood pressure. Symptoms of hypertensive retinopathy form arteriolar narrowing, while the other major signs are the presence of hemorrhage of retinal and Cotton wool spots. Then the diagnosis of early symptoms of hypertensive retinopathy is indispensable for the prevention and accurate treatment. This research aims to develop a system for early detection of hypertension retinopathy stage. The proposed method is to

determine the combined features artery and vein diameter ratio (AVR) as well as changes position with Optic Disk (OD) in retinal images to review the classification of hypertensive retinopathy using Deep Neural Networks and Boltzmann Machines approach. The expected results from this research are designed a prototype system early detection of hypertensive retinopathy stage and analyzed the effectiveness and accuracy of the proposed methods.

Designing Knowledge of the PPC with Semantic Network

Ari Fajar Santoso¹, Iping Supriana² and Kridanto Surendro²

¹School of Industrial Engineering and Information System, Telkom University, Indonesia; ²School of Electrical Engineering and Information Technology, Bandung Institute of Technology, Indonesia

14 Dec
13:20
Room 1

A manufacturing process is a very complex activity, which involves a variety of knowledge, such as the product design and description, manufacturing operations, tools, machines, and the relationships between these entities. Production planning control (PPC) as dominant part of manufacturing process has a very important role in determining the measures taken by the management of company. The PPC construction is an interactive process that requires the collaboration of both ICT and manufacture experts. Building PPC process can be used as a basis for making knowledge in manufacturing domain that will be used in manufacturing intelligent system. This paper describes about designing knowledge with semantic network in the production scheduling.

Table Extraction from Web Pages Using Conditional Random Fields to Extract Toponym Related Data

Hayyu' Luthfi Hanifah and Saiful Akbar

School of Electrical Engineering and Informatics, Bandung Institute of Technology

14 Dec
13:30
Room 1

Table is one of the ways to visualize information on web pages. The abundant number of web pages that compose the World Wide Web has been the motivation of information extraction and information retrieval research, including the research for table extraction. Besides, there is a need for a system which is designed to specifically handle location-related information. Based on this background, this research is conducted to provide a way to extract location-related data from web tables so that it can be used in the development of Geographic Information Retrieval (GIR) system. The location-related data will be identified by the toponym (location name). In this research, a rule-based approach with gazetteer is used to recognize toponym from web table. Meanwhile, to extract data from a table, a combination of rule-based approach and statistical-based approach is used. On the statistical-based approach, Conditional Random Fields (CRF) model is used to understand the schema of the table. The result of table extraction is presented on JSON format. If a web table contains toponym, a field will be added on the JSON document to store the toponym values. This field can be used to index the table data in accordance to the toponym, which then can be used in the development of GIR system.

PAPER • OPEN ACCESS

Detection of Hypertension Retinopathy Using Deep Learning and Boltzmann Machines

To cite this article: B K Triwijoyo and Y D Pradipto 2017 *J. Phys.: Conf. Ser.* **801** 012039

View the [article online](#) for updates and enhancements.

You may also like

- [A Data Mining Inspired Methodology towards the Identification of Diabetic Retinopathy](#)
KG Pradeep Kumar, K Karunakara, GS Thyagaraju et al.
- [Detection of diabetic retinopathy using deep learning methodology](#)
Gazala Mushtaq and Farheen Siddiqui
- [Detection of Diabetic Retinopathy using Deep Mining](#)
KG Pradeep Kumar, K Karunakara, GS Thyagaraju et al.



The Electrochemical Society
Advancing solid state & electrochemical science & technology

242nd ECS Meeting

Oct 9 – 13, 2022 • Atlanta, GA, US

Early hotel & registration pricing
ends September 12

Presenting more than 2,400
technical abstracts in 50 symposia

The meeting for industry & researchers in

BATTERIES
ENERGY TECHNOLOGY
SENSORS AND MORE!



**ECS Plenary Lecture featuring
M. Stanley Whittingham,**
Binghamton University
Nobel Laureate –
2019 Nobel Prize in Chemistry



Detection of Hypertension Retinopathy Using Deep Learning and Boltzmann Machines

B K Triwijoyo¹, Y D Pradipto²

¹Doctor of Computer Science, BINUS University Jakarta, Indonesia

²Psychology Department, Faculty of Humanities, BINUS University Jakarta

bambang.triwijoyo@binus.ac.id, ypradipto@binus.edu

Abstract. hypertensive retinopathy (HR) in the retina of the eye is disturbance caused by high blood pressure disease, where there is a systemic change of arterial in the blood vessels of the retina. Most heart attacks occur in patients caused by high blood pressure symptoms of undiagnosed. Hypertensive retinopathy Symptoms such as arteriolar narrowing, retinal haemorrhage and cotton wool spots. Based on this reasons, the early diagnosis of the symptoms of hypertensive retinopathy is very urgent to aim the prevention and treatment more accurate. This research aims to develop a system for early detection of hypertension retinopathy stage. The proposed method is to determine the combined features artery and vein diameter ratio (AVR) as well as changes position with Optic Disk (OD) in retinal images to review the classification of hypertensive retinopathy using Deep Neural Networks (DNN) and Boltzmann Machines approach. We choose this approach of because based on previous research DNN models were more accurate in the image pattern recognition, whereas Boltzmann machines selected because It requires speedy iteration in the process of learning neural network. The expected results from this research are designed a prototype system early detection of hypertensive retinopathy stage and analysed the effectiveness and accuracy of the proposed methods.

1. Introduction

High blood pressure can cause a lot of disturbance on the retina of the eye, one of which is hypertensive retinopathy (HR) where systemic changes produced by arterial hypertension is reflected in the blood vessels of the retina. Most heart attacks occur in patients with undiagnosed high blood pressure symptoms. Hypertensive retinopathy is a hallmark of high blood pressure. Symptoms of hypertensive retinopathy form arteriolar narrowing, while the other major signs are the presence of retinal hemorrhage and Cotton wool spots [1].

Then the diagnosis of early symptoms of hypertensive retinopathy is indispensable for the prevention and accurate treatment. The traditional way to do is through a fundus image analysis to evaluate the presence of hypertensive retinopathy disease and establish a phase of evolution, because the retina is the only place that allows the doctor to examine the blood vessels of the retina directly and by means of non-invasive and the ethics of science this is related to patient privacy [2].

The diameter of retinal blood vessels is one of the most important characteristics for the diagnosis of hypertension, health professionals have been using the ratio of arterial blood vessels of the retina (AVR) to establish the presence of high blood pressure. The diameter of retinal blood vessels is one of the most important characteristics for the diagnosis of hypertension, health professionals have been using the ratio of arterial blood vessels of the retina (AVR) to establish the presence of high blood



pressure. This paper proposed the framework to implement Deep Neural Networks and Boltzmann Machines approach to the classification of hypertensive retinopathy stages.

2. Literature Review

A computerized system to facilitate the detection of retinal disease ophthalmologists to review diagnosis and treatment of diseases accurate planning. Hypertension or high blood pressure causes Severe damage to the human eye and vision as hypertensive retinopathy, optic neuropathy and choroidopathy [3]. Retinal disorders (Network Behind the eye) caused by high blood pressure is called hypertensive retinopathy (HR) [4]. Fundus digital image analysis is used to diagnose HR review with track changes picture. The changes including tortuous arterioles, bleeding, hard exudates, cotton wool spots and papilledema.

Important Symptoms of HR abnormal vein width that leads into low ratio of the average diameter of arterial venous (AVR). Retinal diseases can be tracked by changes in blood vessels of the retina hearts. Figure 1 shows the normal fundus image and the image has symptoms of retinal from HR. Research on the identification of hypertensive retinopathy through retinal images have been done before, there are many techniques presented literature to review the automatic detection of HR. [5] proposed a support system for the review in which the HR detection blood vessels are segmented using the Radon transform and the optical disk is detected using the Hough transform and finally counting AVR.

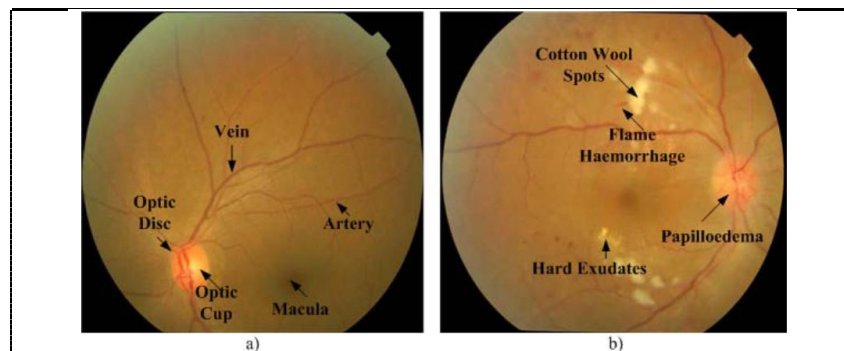


Figure 1. Effect of hypertensive retinopathy on digital fundus image: a) Normal fundus image, b) Fundus image showing symptoms of hypertensive retinopathy

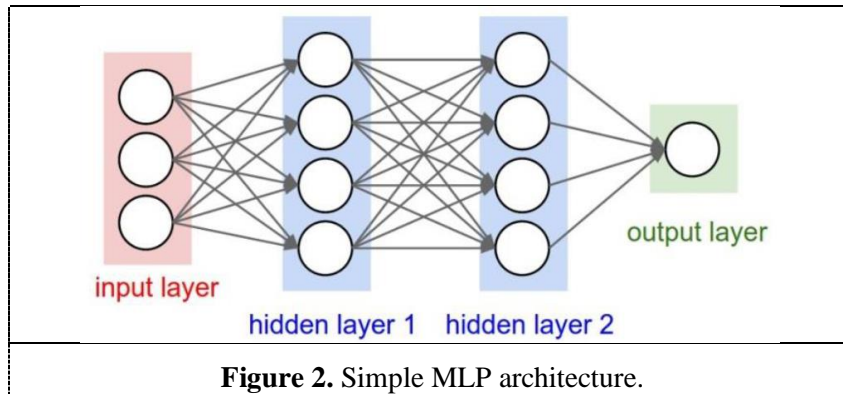
The proposed algorithm was tested on a database DRIVE and showed 92% accuracy. [5]. HR other systems for diagnosis developed by [6]. [7] proposed a system for early detection of HR. Ship segmented using multiscale filtering and identification by region. The width of the vessel and AVR are calculated to find HR. This system was tested in DRIVE and STARE database had an accuracy of 93.7% and 93.1% respectively. The author [8] presents a method for the detection of HR where vessels are segmented using a torque based and features a gray level and support vector machine (SVM) for classification.

The intensity and color information used to classify the vessel as arteries and veins were then used to calculate the ratio of the width of the ship and AV. The proposed system showed 93% accuracy on VICAVR database. [9] proposed a classification method for the measurement of AVR auto ship. Ships segmented and some features based on the intensity of color is extracted for classification of vessels such as arteries and veins by using SVM and ship discriminant analysis (LDA). DRIVE database used to test algorithms and the system showed 96% accuracy. Another HR automated detection method proposed by [10]. The blood vessels of the retina that is detected by the cap and filter transformation of the double ring. Temporal region of the optical disk selected as a destination to calculate the ratio of AV. Features taken from the vessel in the ROI to classify them as arteries and veins using LDA.

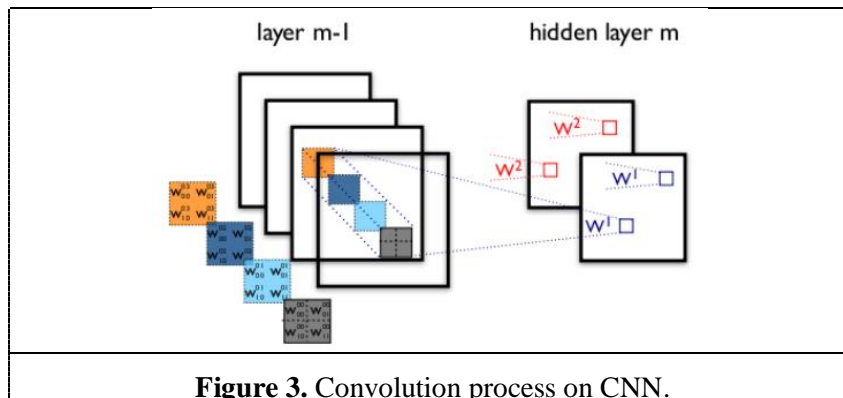
2.1. Deep Learning Neural Network

Although many previous studies that utilize ANN-MLP for medical image classification, but the few studies that use Deep Learning for classification of hypertensive retinopathy. Convolutional Neural Network (CNN) is development of Multilayer Perceptron (MLP) that is designed to process two-dimensional data. CNN included in this type of Deep Neural Network for high tissue depth and widely applied to image data.

In the case of image classification, the MLP is less suitable for use because it does not store the spatial information of the image data and consider each pixel is an independent feature that produces poor results as well. CNN first developed under the name NeoCognitron by [11]. The concept is then finalized by [12]. Model CNN named Lenet successfully applied by [11] on his research on the numbers and handwriting recognition. How to work on the MLP CNN have in common, however on CNN every neuron is presented in the form of two-dimensional, unlike the MLP that each neuron is only measuring one dimension of a MLP as in Fig. 3. have the i layer (Red and blue boxes) with each layer containing neurons j_i (white circles). MLP received a one-dimensional data input and propagates that data on the network to produce output. [13].



Each neuron in the relationship between two adjacent layers have a weight of one-dimensional parameter that determines the quality mode. In each of the input data on a layer linear operation performed by the weight value is, and then computing the results will be transformed using a non linear operation which is called the activation function. On CNN, the data is propagated on the network is a two-dimensional data, so that the linear operation and parameters of different weights on CNN. On CNN linear operation using convolution operation, while the weights are no longer one-dimensional, but the form is a collection of four-dimensional convolution kernel as in figure 3 Dimensional weight on CNN is: neuron input \times output \times height \times width Due to the nature of convolution process, then it can only CNN used on data that have two-dimensional structure such as images and sounds.



2.2. Boltzmann machine

The Boltzmann machine is a particular type of energy-based model with hidden variables, and RBMs are special forms of Boltzmann machines in which $P(h|x)$ and $P(x|h)$ are both tractable because they factorize. In a Boltzmann machine, the energy function is a general second-order polynomial:

$$\text{Energy}(x,h) = -b'x - c'h - h'Wx - x'Ux - h'Vh \quad (1)$$

There are two types of parameters, which we collectively denote by θ : the offsets b_i and c_i (each associated with a single element of the vector x or of the vector h), and the weights W_{ij} , U_{ij} and V_{ij} (each associated with a pair of units). Matrices U and V are assumed to be symmetric 1, and in most models with zeros in the diagonal. Non-zeros in the diagonal can be used to obtain other variants, e.g., with Gaussian instead of binomial units. The Boltzmann machine energy function can be rewritten by putting all the parameters in a vector d and a symmetric matrix A . [14].

$$\text{Energy}(s) = -d's - s'As \quad (2)$$

Let d_{-i} denote the vector d without the element d_i , A_{-i} the matrix A without the i^{th} row and column, and a_{-i} the vector that is the i^{th} row (or column) of A , without the i^{th} element. Using this notation, we obtain that $P(s_i|s_{-i})$ can be computed and sampled from easily in a Boltzmann machine.

One study using Neural Network for classification hypertensive retinopathy is [15], which utilizes Neural Network and Decision Tree (DT) to determine the area of the arteries or veins using a Naive Bayes classifier and Support Vector Machine (SVM). From the literature review conducted in this study are gaps (gap) that can be used as a reference to subsequent research, namely:

- Required to standardize image acquisition protocols to guarantee the same conditions, retinal images to be taken by trained personnel only.
- It takes a more objective system with the help of automated tools that can monitor disease hypertensive retinopathy.
- It takes a more accurate measurement of AVR for the classification of the arteries and veins to detect retinal disorders.
- The detection of Cotton Wool Spots CWS on the retinal image more accurate eye essential for building a computer system to analyse the symptoms of disease diagnosis at an early stage and at an advanced stage.
- Need to repair blood vessel segmentation algorithm on the image of the eye retina to obtain accurate measurement results ore.
- Keep registration fundus copy image of the same patient on a regular basis (i.e. 6 to 12 months). For comparison automatically changes as the vessel monitoring system that is more efficient and accurate in the diagnosis of hypertensive retinopathy.

The contribution of this research is a computer-based automatic aid system that can monitor disease states hypertensive retinopathy more accurately through the image of the retina.

3. Methodology

Based on the objectives of the research that has been described previously, the following is a proposed framework or approach that will be proposed as shown in figure 4 are as follows:

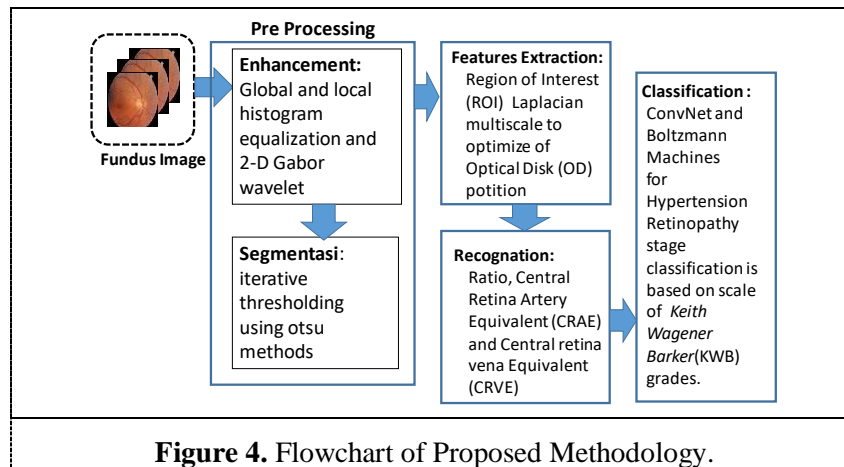


Figure 4. Flowchart of Proposed Methodology.

3.1. Features.

Features used is a combination of the average ratio of the width of arteriovenous (AV) and Optic Disk (OD).

3.2. Data Sets

At the initial staged will use 40 the retinal image size of 768 x 584 pixels in JPEG format on the database DRIVE well as 20 images of the fundus camera the size of 700 x 605 pixels in format PPM STARE database. While at an advanced stage will use 100 fundus-copy images of Eye Hospital, 20 patients were taken at regular intervals (6 to 12 months). to test prototype monitoring system for the diagnosis of stage symptoms of hypertensive retinopathy.

3.3. Stages of the process:

- **Enhancement:**
Using Global and local histogram equalization as well as 2-D Gabor wavelet to improve the visibility of the arteries and veins.
- **Segmentation:**
Using iterative Otsu thresholding method for determining the threshold value.
- **Features Extraction:**
Using the Set Region of Interest (ROI) as a measurement area of arteries and veins of the retina. Optical Disk (OD) of the retina is used to find the ROI where ROI is set three times larger radius OD.
- **Recognition:**
Using Multiscale Laplacian to estimate the radius Optic Disk (OD). Calculate the ratio, Central Retinal Artery Equivalent (CRAE) and Central retinal vein Equivalent (CRVE), which is determined by the measurement of the arteries and veins.
- **Classification:**
Using Convolutional Neural Network and Boltzmann machines for Retinopathy Hypertension stage classification is based on a scale of Keith Wagener Barker (KWB) grades.

4. Conclusion

The proposed of computer-based automatic aid framework that can monitor disease states hypertensive retinopathy has been presented. the diagnosis of early symptoms of hypertensive retinopathy is indispensable for the prevention and accurate treatment. The diameter of retinal blood vessels is one of the most important characteristics for the diagnosis of hypertension.

This paper proposed the framework to implement Deep Neural Networks and Boltzmann Machines approach to the classification of hypertensive retinopathy stages. The future work of this this research are to design a prototype system early detection of hypertensive retinopathy stage and analyze the effectiveness and accuracy of features combined ratio of diameter arteries and veins (AVR) with a change in the position of Optic Disk (OD) in the retinal image for the classification of hypertensive retinopathy using Deep Neural Network and Boltzmann machines.

References

- [1]. Irshad, Samra., Salman, Muhammad.,Akram, M. Usman.,Yasin, Ubaidullah. (2015). Automated detection of Cotton Wool Spots for the diagnosis of Hypertensive Retinopathy. *Proceedings of the 7th Cairo International Biomedical Engineering Conference, CIBEC*. p.121-124.
- [2]. Moor, H.J. 1985. What Is Computer Ethics? *Metaphilosophy*, **16** (4): 266–275.
- [3]. R. Katakam, K. Brukamp, R. R. Townsend. (2008). What is the proper workup of a patient with hypertention ?. *Cleve Clin J Med*, Vol. **75**, pp. 663-72.
- [4]. Garner, N. Ashton. (1979). Pathogenesis of hypertensive retinopathy: A review, *J R Soc Med*, Vol. **72**, pp. 362-365.
- [5]. K. Noronha, K.T. Navya, K.P. Nayak. (2012). Support System for the Automated Detection of Hypertensive Retinopathy using Fundus Images, *International Conference on Electronic Design and Signal Processing (ICEDSP)*, pp.7-11.
- [6]. Ortíz, Daniel., Cubides, Mauricio., Suárez, Andrés., Zequera, Martha., Quiroga, Julián., Gómez, Jorge., Arroyo, Nubia. (2010). Support system for the preventive diagnosis of hypertensive retinopathy. *Annual International Conference of the IEEE Engineering in Medicine and Biology Society, EMBC'10*. p.5649-5652.
- [7]. Manikis, Georgios C., Sakkalis, Vangelis., Zabulis, Xenophon., Karamaounas, Polykarpos., Triantafyllou, Areti., Douma, Stella. (2011). An Image Analysis Framework for the Early Assessment of Hypertensive Retinopathy Signs. *Proceedings of the 3rd International Conference on E-Health and Bioengineering - EHB*, 24th-26th November, 2011, Iași, Romania.
- [8]. K. Narasimhan, V.C. Neha, K. Vijayarekha (2012). Hypertensive Retinopathy Diagnosis from fundus images by by estimation of AVR, *International Conference on Modeling Optimization and Computing (IC- MOC)*, *Procedia Engineering*, Vol. **38**, pp. 980-993.
- [9]. Q. Mirsharif, F. Tajeripour, H. Pourreza. (2013). Automated characterization of blood vessels as arteries and veins inretinal images, *Computerized Medical Imaging and Graphics*, Vol. **37**, pp. 607- 617.
- [10]. Muramatsu, Y. Hatanaka, T. Iwase, T. Hara, H. Fujita. (2010). Automated detection and classification of major retinal vessels for determination of diameter ratio of arteries and veins, *Proc. of SPIE* Vol. **7624**, Medical Imaging.
- [11]. Fukushima, K. (1988). Neocognitron: A hierarchical neural network capable of visual pattern recognition. *Neural Networks*, **1**(2), 119–130.
- [12]. LeCun, Y., Jackel, L. D., Bottou, L., Cortes, C., Denker, J. S., Drucker, H., Vapnik, V. (1995). Learning algorithms for classification: A comparison on handwritten digit recognition. *Neural Networks: The Statistical Mechanics Perspective*, 261–276.
- [13]. Shan, Juan, Li, Lin. (2016). Review: A Deep Learning Method for Microaneurysm Detection in Fundus Images. *IEEE First Conference on Connected Health: Applications, Systems and Engineering Technologies*, 978-1-5090-0943-5/16, pp 357-358.
- [14]. Nair, V., & Hinton, G. E. (2010). Rectified Linear Units Improve Restricted Boltzmann Machines. *Proceedings of the 27th International Conference on Machine Learning*, 807–814. <https://doi.org/10.1.1.165.641>.
- [15]. Abbasi, Uzma Gulzar, Akram, Usman M. (2014). Classification of blood vessels as arteries and veins for diagnosis of hypertensive retinopathy. *International Computer Engineering Conference*. 5-9.

ICCAI REVIEW RESULT

Paper Details

Paper Title : **Detection of Hypertension Retinopathy Using Deep Learning and Boltzmann Machine**
Paper ID : 539
Author : B K Triwijaya, Y D Pradipto

Review Result

	Poor	Fair	Good	Very Good
Originality		X		
Innovation		X		
Technical Merit	X			
Applicability	X			
Presentation			X	
Relation to Conference				
	Reject	Accept with Comment	Accept	Strongly Accept
Recommendation		X		

Reviewer Comment

- This paper has no “result”, thus, It does not have contribution. Furthermore, the similarity with other paper is high. Please consider to paraphrase this article.

Conclusion

(ACCEPTED) Based on the result, we would like to invite you to present your paper to our conference. Only presented papers will be published. If you require additional information or assistance, feel free to contact us via email: iccai@usu.ac.id.

Best Regards

Organizing Committee of ICCAI 2016



IOP Conference Series

Author : B K Triwijoya, Y D Pradipto
Paper ID : 539

Dear Author,

We have made a decision regarding your submission to International Conference on Computing and Applied Informatics 2016, entitled "**Detection Of Hypertension Retinopathy Using Deep Learning And Boltzmann Machine** "

Our decision is: **Accepted**

Therefore, in order your paper to be published and included in the IOP Proceeding Series, you must attend and present your paper.

Publication fee should be made before 10th December 2016 by bank transfer, with Beneficiary (please be exact) :

Dian Rachmawati
Bank Account Number 1060007801361
SWIFT/BIC: **BMRIIDJA**
Bank Name: PT Bank Mandiri Tbk
Branch : University of Sumatera Utara
Address : Dr Mansur Street No 82, Medan, Sumatera Utara, Indonesia

The complete information on the registration fee can be found in <http://iccai.usu.ac.id>.

After performing the bank transfer, please email a copy of the transaction to iccai [at] usu.ac.id for with subject [**Payment and your paper ID**]. All bank charges are to be covered by the participant. Payments made are **NOT** refundable.

On behalf of The ICCAI 2016 Organizing Committee, I confirm that you are registered as A participant in the conference, and thus, it is pleasure to invite you to attend and participate actively in the International Conference on Computing and Applied Informatics 2016.

Best Regards,

Dr. Eng. Himsar Ambarita
Organizing Committee

CERTIFICATE

This certificate is awarded to

B K TRIWIJOYO, Y D PRADIPTO

for the contribution as **Authors** of

DETECTION OF HYPERTENSION RETINOPATHY USING DEEP LEARNING AND BOLTZMANN MACHINES

International Conference on Computing and Applied Informatics (ICCAI) 2016

“ Applied Informatics Toward Smart Environment, People, and Society “

Organized by

Faculty of Computer Science and Information Technology,
University of Sumatera Utara

Medan (Indonesia), 14-15 December 2016



Drs. Mahyuddin K.M. Nasution, M.IT.,Ph.D.
Vice Rector III - University of Sumatera Utara



Dr. Eng. Himsar Ambarita, ST., MT.
Chairman ICCAI 2016

Proceeding Publisher :

IOP Conference Series conferenceseries.iop.org

IOP Publishing

CERTIFICATE

This certificate is awarded to

BAMBANG KRISMONO TRIWIJOYO

for the contribution as **Presenter** of

**DETECTION OF HYPERTENSION RETINOPATHY USING DEEP LEARNING AND
BOLTZMANN MACHINES**

International Conference on Computing and Applied Informatics (ICCAI) 2016

“ Applied Informatics Toward Smart Environment, People, and Society “

Organized by

Faculty of Computer Science and Information Technology,
University of Sumatera Utara

Medan (Indonesia), 14-15 December 2016



[Signature]
Drs. Mahyuddin K.M. Nasution, M.IT., Ph.D.
Vice Rector III - University of Sumatera Utara



[Signature]
Dr. Eng. Himsar Ambarita, ST., MT.
Chairman ICCAI 2016

Proceeding Publisher :

IOP Conference Series conferenceseries.iop.org

IOP Publishing